OG (P20) 充油壓力表 (銅內機)Pressure guage with Stainless case

精度 Accuracy class	1.5"、2"、2.5" ; ±1.5% F.S / 4" ; ±1% F.S
壓力範圍 Pressure range	-1 ~ 0 bar ; 1.5" 0~350 bar ; 2.5" 700 bar ; 4" 700 bar
環境溫度 Ambient temperature	-25° C ~ 50° C
流體溫度 Process fluid temperature	Max 100° C (無填充 Unfilled) 0° C ~ 65° C (填充甘油 Glycerine) -20° C ~ 65° C (填充矽油 Silicon oil)
防水等級 Protection degree	IP 67
外殼標準材質 Case	SUS304 or SUS316 (4"only)
接頭標準材質 Socket material	銅合金 Copper alloy
巴登管材質 Bourdon tube	銅合金 Copper alloy
內機標準材質 Movement	銅合金 Copper alloy
鏡面材質 Window	安全玻璃 Safty glass, PC

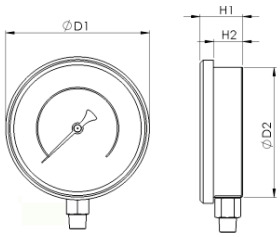

Type A
直立底接 Lower connection

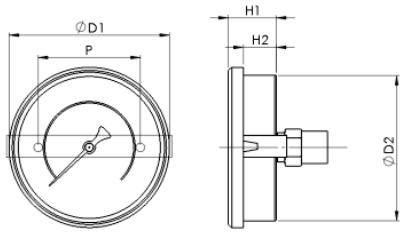

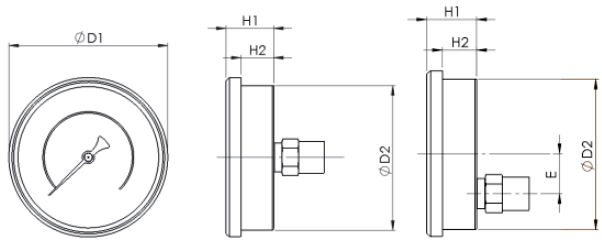

Type D
背接安裝 Back connection

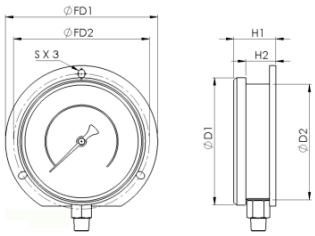

Type C
直立安裝 , 附背緣
Surface mounting, back flange ; lowerconnection.

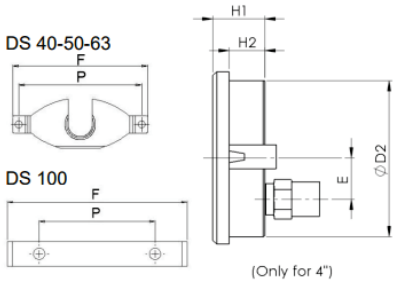

Type B
埋入安裝 , 附固定架 , 背部接頭
Flush mounting, with "U" clamp; back connection

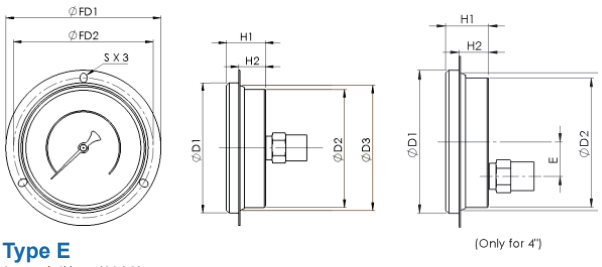

Type E
埋入安裝 , 附前緣
Flush mounting, front flange; back connection

外觀尺寸

面徑 Dial size	接續螺紋尺寸 Connection size	接續螺紋種類 Connection type	安裝方式 Mounting	D1	D2	D3	F	H1	H2	FD1	FD2	S	P	E
1.5"	1/8", 1/4"	PF PT NPT	A (直立式 Lower connection)	48.5	41.5	---	---	27	21.5	---	---	---		
			B (背接式附金具 Back connection with clamp)	48.5	41.5	---	77	27	21.5	---	---	---	70	---
			D (背接式 Back connection)	48.5	41.5	---	27	27	21.5	---	---	---	---	---
2"	1/8", 1/4"	PF PT NPT	A (直立式 Lower connection)	57.5	50.8	---	---	28	21.2	---	---	---	---	---
			B (背接式附金具 Back connection with clamp)	57.5	50.8	---	77	27	20	---	---	---	70	---
			D (背接式 Back connection)	57.5	50.8	---	28	28	21.2	---	---	---	---	---
			E (埋入式 Back connection with flange)	57.5	50.8	55	---	27	20	70.5	64.5	4	---	---
2.5"	1/8", 1/4" 3/8"	PF PT NPT	A (直立式 Lower connection)	69.5	62.5	---	---	30.5	23	---	---	---	---	---
			B (背接式附金具 Back connection with clamp)	69.5	62.5	---	90	30	23	---	---	---	83	---
			C (直立附背緣 Lower connection with flange)	69.5	62.5	---	---	35	28	87.7	76.5	7.8x6	---	---
			D (背接式 Back connection)	69.5	62.5	---	---	30	23	---	---	---	---	---
			E (埋入式 Back connection with flange)	69.5	62.5	67	---	30	22	85	76.3	5.5x4.5	---	---
4"	1/4",3/8", 1/2"	PF PT NPT	A (直立式 Lower connection)	110	101	---	---	36.5	27	---	---	---	---	---
			B (背接式附金具 Back connection with clamp)	110	101	---	110	30	25	---	---	---	71	26 (Only for 4")
			C (直立附背緣 Lower connection with flange)	110	101	---	---	40.5	31.5	131.3	116.2	7.8x6	---	---
			D (背接式 Back connection)	110	101	---	---	35	25	---	---	---	---	26 (Only for 4")
			E (埋入式 Back connection with flange)	110	101	106	---	30	24	132	118	7.8x6	---	26 (Only for 4")

選購方式

型號 Model	充油 Fill	安裝方式 Mounting	面徑 Dial size	壓力範圍 Pressure range	接續螺紋尺寸 Connection size	接續螺紋種類 Connection type
P20(OG)	2= 可充但不充 Fillable	A (直立式 Lower connection)	A=1.5"			
	3= 充油 Filled	B (背接式附金具 Back connection with clamp)	B=2"			
		C (直立附背緣 Lower connection with flange)	C=2.5"			
		D (背接式 Back connection)	E=4"			
		E (埋入式 Back connection with flange)				